

STATEMENT OF FINANCIAL INTEREST

State/District officials file with:
John Thurston, Secretary of State
500 Woodlane Street
Little Rock, AR 72201
Phone (501) 682-5070
Fax (501) 682-3548

Calendar year covered 2023
(Note: Filing covers the previous calendar year)

For assistance in completing
this form contact:
Arkansas Ethics Commission
Phone (501) 324-9600
Toll Free (800) 422-7773

Is this an amendment? ☐ Yes ☒ No

Please provide complete information. If the information requested in a particular section does not apply to you, indicate such by noting "Not Applicable" in that section. Do not leave any part of this form blank. If additional space is needed, you may attach the information to this document. Do not file this form with the Arkansas Ethics Commission.

SECTION 1- NAME AND ADDRESS

Name Krupitsky Eugene
(Last) (First) (Middle)
Address 11 Combonne Court Little Rock, AR 72211
(Street or P.O. Box Number) (City) (State) (Zip Code)
Phone 501-413-1342
Spouse's name Krupitsky Darcy Leah Axelroth
(Last) (First) (Middle)
All names under which you and/or your spouse do business: N/A

SECTION 2- REASON FOR FILING

- ☐ Public Official _____
(office held)
- ☐ Candidate _____ File 08/01/24 08:53:50
(office sought) Terri Hollingsworth
Pulaski Circuit County Clerk
- ☐ District Judge _____
(name of district)
- ☐ City Attorney _____
(name of city)
- ☐ State Government: Agency Head/Department Director/Division Director _____
(name of agency/department/division)
- ☐ Chief of Staff or Chief Deputy _____
(name of Constitutional Officer, Senate, or House of Representatives)
- ☐ Public appointee to State Board or Commission _____
(name of board/commission)
- ☐ School Board member _____
(name of school district)
- ☒ Candidate for school board Little Rock School Board Zone 4
(name of school district)
- ☐ Public or Charter School Superintendent _____
(name of school district/school)
- ☐ Executive Director of Education Service Cooperative _____
(name of cooperative)
- ☐ Advertising and Promotion Commission member _____
(name of advertising and promotion commission)
- ☐ Research Park Authority Board member under A.C.A. § 14-144-201 et seq. _____
(name of research park authority board)

SECTION 2- REASON FOR FILING (continued)

- ☐ Appointee to one of the following municipal, county or regional boards or commissions (list name of board or commission):
- ☐ Planning board or commission _____
 - ☐ Airport board or commission _____
 - ☐ Water or Sewer board or commission _____
 - ☐ Utility board or commission _____
 - ☐ Civil Service commission _____

SECTION 3- SOURCE OF INCOME

List each employer and/or each other source of income from which you, your spouse, or any other person for the use or benefit of you or your spouse receives gross income amounting to more than \$1,000. (You are not required to disclose the individual items of income that constitute a portion of the gross income of the business or profession from which you or you spouse derives income. For example: accountants, attorneys, farmers, contractors, etc. do not have to list their individual clients.) If you receive gross income exceeding \$1,000 from at least one source, the answer N/A is not correct.

a) Check appropriate box: ☐ More than \$1,000 ☒ More than \$12,500

Krupitsky & Associates LLC (Self-Employed)

_____ (name of employer or source of income)

11 Combonne Court, Little Rock, AR 72211 (Where legal entity is filed); Office address: 3 Innwood Circle, Suite 118, Little Rock, AR 72211

_____ (address)

Eugene Krupitsky

_____ (name under which income received)

Provide a brief description of the nature of the services for which the compensation was received Financial Services/Advisory Business

Includes insurances, investments, mortgages, etc.

b) Check appropriate box: ☐ More than \$1,000 ☐ More than \$12,500

_____ (name of employer or source of income)

_____ (address)

_____ (name under which income received)

Provide a brief description of the nature of the services for which the compensation was received _____

c) Check appropriate box: ☐ More than \$1,000 ☐ More than \$12,500

_____ (name of employer or source of income)

_____ (address)

_____ (name under which income received)

Provide a brief description of the nature of the services for which the compensation was received _____

SECTION 4- BUSINESS OR HOLDINGS

List the name of every business in which you, your spouse or any other person for the use or benefit of you or your spouse have an investment or holding. Individual stock holdings should be disclosed. Figures should be based on fair market value at the end of the reporting period.

a) Check appropriate box: ☐ More than \$1,000 ☐ More than \$12,500

Please see attached account quarterly statement for Darcy Krupitsky's Traditional IRA to see individual stock holdings. All other holdings are mutual funds in other accounts.

(name of corporation, firm or enterprise)

(address)

(name under which investment held)

b) Check appropriate box: ☐ More than \$1,000 ☐ More than \$12,500

(name of corporation, firm or enterprise)

(address)

(name under which investment held)

c) Check appropriate box: ☐ More than \$1,000 ☐ More than \$12,500

(name of corporation, firm or enterprise)

(address)

(name under which investment held)

d) Check appropriate box: ☐ More than \$1,000 ☐ More than \$12,500

(name of corporation, firm or enterprise)

(address)

(name under which investment held)

e) Check appropriate box: ☐ More than \$1,000 ☐ More than \$12,500

(name of corporation, firm or enterprise)

(address)

(name under which investment held)

f) Check appropriate box: ☐ More than \$1,000 ☐ More than \$12,500

(name of corporation, firm or enterprise)

(address)

(name under which investment held)

June 1, 2024 - June 30, 2024
IRA FBO DARCY KRUPITSKY

Transactions in Date Sequence (continued)

Process/ Settlement Date	Trade/ Transaction Date	Activity Type	Description	Quantity	Price	Accrued Interest	Amount	Currency
06/28/24		CASH DIVIDEND RECEIVED	6 SHRS TRAVELERS COS INC COM RD 06/10 PD				6.30	USD
		TRV	06/28/24					
06/28/24		CASH DIVIDEND RECEIVED	7 SHRS UNION PAC CORP COM RD 05/31 PD				9.10	USD
		UNP	06/28/24					
07/01/24	06/28/24	SOLD	VERTIV HLDGS CO CL A AVERAGE UNIT PRICE	-8.0000	84.9891			USD
		VRT	TRANSACTION YOUR BROKER ACTED AS AGENT					
07/01/24	06/28/24	PURCHASED	VIKING THERAPEUTICS INC COM AVERAGE UNIT	4.0000	53.5071			USD
		VKTX	PRICE TRANSACTION YOUR BROKER ACTED AS AGENT				-214.03	USD

Total Value of Transactions

\$0.00 - \$432.70 USD

The price and quantity displayed may have been rounded.

Portfolio Holdings

	Quantity	Opening Balance	Closing Balance	Accrued Income	Income This Year	30-Day Yield
CASH, MONEY FUNDS AND BANK DEPOSITS 5.00% of Portfolio						
Cash Balance		-63.13	-495.83			
FDIC Eligible Bank Deposits						
DREYFUS INSURED DEPOSITS M	17,465.0700	13,343.74	17,465.07	19.16	178.27	N/A
Total FDIC Eligible Bank Deposits		\$13,343.74	\$17,465.07	\$19.16	\$178.27	
TOTAL CASH, MONEY FUNDS AND BANK DEPOSITS		\$13,280.61	\$16,969.24	\$19.16	\$178.27	

EQUITIES 71.00% of Portfolio

Common Stocks	Security Identifier	Quantity	Market Price	Market Value	Unrealized Gain/Loss	Estimated Annual Income	Estimated Yield
*3ABBVIE INC COM	ABV	5.0000	171.5200	857.60	133.73	31.00	3.61%
*ACCENTURE PLC IRELAND SHS CL A	ACN	2.0000	303.4100	606.82	6.63	10.32	1.70%
*ADBE SYS INC COM	ADBE	4.0000	555.5400	2,222.16	-35.54		

Portfolio Holdings (continued)

EQUITIES (continued)

Common Stocks (continued)

Security Identifier	Quantity	Market Price	Market Value	Unrealized Gain/Loss	Estimated Annual Income	Estimated Yield
*AECOM COM	20.0000	88.1400	1,762.80	452.56	16.80	0.95%
*AERCAP HOLDING N V SHS	18.0000	93.2000	1,677.60	243.16	18.00	1.07%
*AIR PRODS & CHEMS INC COM	3.0000	258.0500	774.15	24.04	21.24	2.74%
*ALCON SA ACT NOM ISIN#CH0432492467	10.0000	89.2919	892.92	87.32	2.67	0.29%
*ALLSTATE CORP COM	5.0000	159.6600	798.30	39.54	18.40	2.30%
*ALPHABET INC CL A	19.0000	182.1500	3,460.85	595.31	15.20	0.43%
*AMAZON COM INC COM	61.0000	193.2500	11,788.25	3,165.52		
*AMERICAN EXPRESS CO COM	4.0000	231.5500	926.20	187.96	11.20	1.20%
*AMERICAN INTL GROUP INC COM NEW	7.0000	74.2400	519.68	47.05	11.20	2.15%
*APOLLO GLOBAL MGMT INC NEW COM	17.0000	118.0700	2,007.19	373.75	31.45	1.56%
*APPLE INC COM	33.0000	210.6200	6,950.46	868.94	33.00	0.47%
*APTIV PLC SHS COM	4.0000	70.4200	281.68	-48.77		
*ASML HLDG N V N Y REGISTRY SHS NEW	1.0000	1,022.7300	1,022.73	83.45	5.56	0.54%
*ASTRAZENECA PLC SPONSORED ADR	31.0000	77.9900	2,417.69	211.09	44.02	1.82%
*ATLISSIAN CORP CL A	3.0000	176.8800	530.64	-150.16		
*AUTOZONE INC COM	1.0000	2,964.1000	2,964.10	446.19		
*AVERY DENNISON CORP COM	3.0000	218.6500	655.95	70.54	10.56	1.60%
*AVIENT CORP COM	10.0000	43.6500	436.50	58.52	10.30	2.35%
*BECTON DICKINSON & CO COM	6.0000	233.7100	1,402.26	-28.68	22.80	1.62%
*BELRING BRANDS INC NEW COM	27.0000	57.1400	1,542.78	96.39		
*BOOZ ALLEN HAMILTON HLDG CORP CL A	5.0000	153.9000	769.50	0.33	10.20	1.32%
*BOSTON SCIENTIFIC CORP COM	36.0000	77.0100	2,772.36	856.43		
*BRISTOL MYERS SQUIBB CO COM	20.0000	41.5300	830.60	-150.55	48.00	5.77%
*BROADCOM INC COM	1.0000	1,605.5300	1,605.53	991.43	21.00	1.30%
*CACI INTL INC CL A	2.0000	430.1300	860.26	59.18		
*CADENCE DESIGN SYS INC COM	4.0000	307.7500	1,231.00	156.02		
*CAESARS ENTMT INC NEW COM	24.0000	39.7400	953.76	-58.46		
*CAMTEK LTD SHS	4.0000	125.2400	500.96	-6.58		
*CAPITAL ONE FINL CORP COM	6.0000	138.4500	830.70	57.12	14.40	1.73%
*CAVA GROUP INC COM	10.0000	92.7500	927.50	456.34		
*CENTERPOINT ENERGY INC COM	22.0000	30.9800	681.56	36.63	17.60	2.58%
*CISCO SYS INC COM	18.0000	47.5100	855.18	-42.45	28.80	3.36%
*CLEAN HBRS INC COM	7.0000	226.1500	1,583.05	417.83		
*COCA COLA CO COM	31.0000	63.6500	1,973.15	111.94	60.14	3.04%

June 1, 2024 - June 30, 2024
IRA FBO DARCY KRUPITSKY

Portfolio Holdings (continued)

EQUITIES (continued)						
Common Stocks (continued)						
Security Identifier	Quantity	Market Price	Market Value	Unrealized Gain/Loss	Estimated Annual Income	Estimated Yield
*3COMCAST CORP NEW CL A	CMCSA	56.0000	39.1600	2,192.96	-627.22	69.44 3.16%
*3COMPASS GROUP PLC SPONSORED ADR NEW	CMPGY	59.0000	27.7100	1,634.89	284.78	30.25 1.85%
*CONFLUENT INC CL A	CFLT	20.0000	29.5300	590.60	-76.44	
*CONSTELLATION ENERGY CORP COM	CEG	4.0000	200.2700	801.08	-54.14	5.64 0.70%
*CVS HEALTH CORP COM	CVS	15.0000	59.0600	885.90	-193.46	39.90 4.50%
*DECKERS OUTDOOR CORP COM	DECK	1.0000	967.9500	967.95	273.99	
*3DIAGEO PLC SPONSORED ADR NEW	DEO	6.0000	126.0800	756.48	-282.57	23.95 3.16%
*DIAMONDBACK ENERGY INC COM	FANG	6.0000	200.1900	1,201.14	303.87	21.60 1.79%
*DISNEY WALT CO DISNEY COM	DIS	9.0000	99.2900	893.61	83.54	6.75 0.75%
*DTE ENERGY CO COM	DTE	5.0000	111.0100	555.05	26.23	20.40 3.67%
*DUOLINGO INC CL A COM	DUOL	9.0000	208.6700	1,878.03	-23.38	
*E L F BEAUTY INC COM	ELF	10.0000	210.7200	2,107.20	537.35	
*EAGLE MATIS INC COM	EXP	3.0000	217.4600	652.38	-152.44	3.00 0.45%
*EATON CORPORATION PLC SHS	ETN	4.0000	313.5500	1,254.20	292.68	15.04 1.19%
*EDISON INTL COM	EIX	9.0000	71.8100	646.29	-7.64	28.08 4.34%
*ENBRIDGE INC COM ISIN#CA29250NIO50	ENB	41.0000	35.5722	1,458.46	-49.49	113.16 7.75%
*ENVISTA HDGS CORP COM	INVT	47.0000	16.6300	781.61	-310.09	
*EQT CORP COM	EQT	7.0000	36.9800	258.86	-5.10	4.41 1.70%
*EXXON MOBIL CORP COM	XOM	24.0000	115.1200	2,762.88	427.26	91.20 3.30%
*FERRARI N V SHS ISIN#NL001585146	RACE	1.0000	407.9581	407.96	-15.25	2.61 0.64%
*FISERV INC COM	FI	5.0000	149.0400	745.20	68.65	
*FORTINET INC COM	FTNT	16.0000	60.2700	964.32	-7.18	
*3FREEMPORT -MCMORAN INC CL B	FCX	12.0000	48.6000	583.20	148.24	7.20 1.23%
*FTAI AVIATION LTD SHS	FTAI	6.0000	103.2300	619.38	150.02	7.20 1.16%
*GENERAL MTRS CO COM	GM	9.0000	46.4600	418.14	91.21	3.78 0.90%
*GILEAD SCIENCES INC COM	GILD	8.0000	68.6100	548.88	-124.00	24.64 4.48%
*GRAINGER W W INC COM	GWV	1.0000	902.2400	902.24	77.57	8.20 0.90%
*GRANITE CONSTR INC COM	GVA	17.0000	61.9700	1,053.49	57.23	8.84 0.83%
*HALEON PLC ADR	HLN	66.0000	8.2600	545.16	-10.43	9.84 1.80%

Portfolio Holdings (continued)

EQUITIES (continued)						
Common Stocks (continued)						
Security Identifier	Quantity	Market Price	Market Value	Unrealized Gain/Loss	Estimated Annual Income	Estimated Yield
HEALTH EQUITY INC COM	HOY	8.0000	86.2000	689.60	2.95	
HEICO CORP NEW COM	HEI	6.0000	223.6100	1,341.66	129.30	1.32
HOME DEPOT INC COM	HD	3.0000	344.2400	1,032.72	-23.94	27.00
HUBSPOT INC COM	HUBS	2.0000	589.7900	1,179.58	72.06	
HVATT HOTELS CORP COM CL A	H	4.0000	151.9200	607.68	88.60	2.40
ICICI BK LTD ADR ISIN#US45104G1040	IBN	19.0000	28.8100	547.39	23.07	3.26
IMPINU INC COM	PI	9.0000	156.7700	1,410.93	479.37	
INTEL CORP COM	INTC	16.0000	30.9700	495.52	-262.57	8.00
INTERACTIVE BROKERS GROUP INC CL A - COM	IBKR	17.0000	122.6000	2,084.20	367.86	17.00
INTERCONTINENTAL EXCHANGE INC COM	ICE	9.0000	136.8900	1,232.01	5.22	16.20
INTERPUBLIC GROUP COS INC COM	IPG	19.0000	29.0900	552.71	-69.16	25.08
INTUIT COM	INTU	1.0000	657.2100	657.21	49.04	3.60
3INTUITIVE SURGICAL INC COM NEW	ISRG	9.0000	444.8500	4,003.65	1,161.61	
IOVIA HLDGS INC COM	IOV	3.0000	211.4400	634.32	-110.65	
JOHNSON & JOHNSON COM	JNJ	10.0000	146.1600	1,461.60	-152.90	49.60
JPMORGAN CHASE & CO COM	JPM	12.0000	202.2600	2,427.12	391.94	55.20
KENVUE INC COM	KVUE	27.0000	18.1800	490.86	-38.22	21.60
KROGER CO COM	KR	17.0000	49.9300	848.81	61.38	21.76
LATTICE SEMICONDUCTOR CORP	LSCC	15.0000	57.9900	869.85	-110.24	
LAUDER ESTEE COS INC CL A	EL	5.0000	106.4000	532.00	-145.65	13.20
3LILLY ELI & CO COM	LLY	4.0000	905.3800	3,621.52	1,762.37	20.80
3LINDE PLC NEW SHS	LIN	6.0000	438.8100	2,632.86	533.98	33.36
LOWES COS INC COM	LOW	2.0000	220.4600	440.92	2.06	9.20
3LPL FINL HLDGS INC COM	LPLA	16.0000	279.3000	4,468.80	2,036.77	19.20
3LYNAS CRATE EARTHS LTD SPONSORED ADR	LYSDY	192.0000	3.9000	748.80	-307.37	
MAKENYTRIP LIMITED MAURITIUS SHS	MMYT	10.0000	84.1000	841.00	308.89	
MARSH & MCLENNAN COS INC COM	MMC	4.0000	210.7200	842.88	78.23	11.36
MCDONALDS CORP COM	MCD	3.0000	254.8400	764.52	-113.07	20.04
MEDPACE HLDGS INC COM	MEDP	3.0000	411.8500	1,235.55	376.17	
MERCADOLIBRE INC COM	MELI	1.0000	1,643.4000	1,643.40	236.90	
MERCCK & CO INC NEW COM	MRK	10.0000	123.8000	1,238.00	53.22	30.80
META PLATFORMS INC CL A	META	13.0000	504.2200	6,554.86	1,390.88	26.00
METLIFE INC COM	MET	11.0000	70.1900	772.09	11.88	23.98
MICROCHIP TECHNOLOGY INC COM	MCHP	12.0000	91.5000	1,098.00	72.42	21.69

June 1, 2024 - June 30, 2024
IRA FBO DARCY KRUPITSKY

Portfolio Holdings (continued)

EQUITIES (continued)

Common Stocks (continued)

Security Identifier	Quantity	Market Price	Market Value	Unrealized Gain/Loss	Estimated Annual Income	Estimated Yield
*MICROSOFT CORP COM	MSFT	24.0000	446.9500	10,726.80	1,535.58	72.00 0.67%
*MONDAY COM LTD REGISTERED SHS	MNDY	4.0000	240.7600	963.04	83.01	
*MONDELEZ INTL INC CL A	MDLZ	18.0000	65.4400	1,177.92	-139.77	30.60 2.59%
*MONSTER BEVERAGE CORP NEW COM	MONST	15.0000	49.9500	749.25	-130.35	
*MORGAN STANLEY COM NEW	MS	8.0000	97.1900	777.52	45.16	27.20 3.49%
*NATERA INC COM	NTRA	9.0000	108.2900	974.61	143.08	
*NESTLE SA SPONSORED ADR REPSTG	NSRGY	16.0000	102.4500	1,639.20	-130.40	44.14 2.69%
*NETELIX INC COM	NELX	3.0000	674.8800	2,024.64	600.04	
*NEXTERA ENERGY INC COM	NEE	15.0000	70.8100	1,062.15	127.87	30.90 2.90%
*NORFOLK SOUTHN CORP COM	NSC	4.0000	214.6900	858.76	-49.60	21.60 2.51%
*NORTHROP GRUMMAN CORP COM	NOC	1.0000	435.9500	435.95	-37.94	8.24 1.89%
*NRG ENERGY INC COM NEW	NRG	8.0000	77.8600	622.88	-23.88	13.04 2.09%
*NVIDIA CORP COM	NVDA	103.0000	123.5400	12,724.62	7,766.27	4.12 0.03%
*OCEANEERING INTL INC COM	OIH	50.0000	23.6600	1,183.00	223.80	30.00 2.53%
*ON HOLDING AG NAMEN-AKT -A-	ONON	69.0000	38.8000	2,677.20	1,017.40	
*ORACLE CORP COM	ORCL	8.0000	141.2000	1,129.60	299.38	12.80 1.13%
*OSCAR HEALTH INC CL A	OSCR	25.0000	15.8200	395.50	-148.97	
*PALO ALTO NETWORKS INC COM	PANW	4.0000	339.0100	1,356.04	446.51	
*PARKER-HANNIFIN CORP COM	PH	3.0000	505.8100	1,517.43	95.61	19.56 1.28%
*PAYPAL HLDGS INC COM	PYPL	18.0000	58.0300	1,044.54	-73.49	
*PHILIP MORRIS INTL INC COM	PM	8.0000	101.3300	810.64	57.15	41.60 5.13%
*PNC FINL SVCS GROUP INC COM	PNC	4.0000	155.4800	621.92	6.46	24.80 3.98%
*PPG INDS INC COM	PPG	6.0000	125.8900	755.34	-129.18	15.60 2.06%
*PROCTER & GAMBLE CO COM	PG	6.0000	164.9200	989.52	91.13	24.15 2.44%
*QUANTA SVCS INC COM	PWR	4.0000	254.0900	1,016.36	251.52	1.44 0.14%
*RADNET INC COM	RDNT	14.0000	58.9200	824.88	150.76	
*RAYMOND JAMES FINL INC COM	RJF	15.0000	123.6100	1,854.15	363.83	27.00 1.45%
*RH COM	RH	2.0000	244.4400	488.88	-73.23	
*RTX CORP COM	RTX	27.0000	100.3900	2,710.53	385.40	68.04 2.51%

Portfolio Holdings (continued)

EQUITIES (continued)							
Common Stocks (continued)							
Security Identifier	Quantity	Market Price	Market Value	Unrealized Gain/Loss	Estimated Annual Income	Estimated Yield	
*S&P GLOBAL INC COM	SPGI	2.0000	446.0000	892.00	30.18	7.28	0.81%
*SALESFORCE INC COM	CRM	10.0000	257.1000	2,571.00	-61.79	16.00	0.62%
*SAMSARA INC CL A	IOT	19.0000	33.7000	640.30	20.52		
*SAP SE SPONSORED ADR	SAP	5.0000	201.7100	1,008.55	230.93	8.65	0.85%
*SCHLUMBERGER LTD COM	SLB	13.0000	47.1800	613.34	106.11	14.30	2.33%
*SEMPRA COM	SRE	22.0000	76.0600	1,673.32	8.55	54.56	3.26%
*SHERWIN-WILLIAMS CO COM	SHW	3.0000	298.4300	895.29	3.46	8.58	0.95%
*SHOPFY INC CL A	SHOP	24.0000	66.0500	1,585.20	-99.39		
*SPOTIFY TECHNOLOGY SA REGISTERED SHS	SPOT	6.0000	313.7900	1,882.74	648.33		
*SPROUTS FIMBS MKT INC COM	SFM	14.0000	83.6600	1,171.24	217.61		
*SPX TECHNOLOGIES INC COM	SPXC	7.0000	142.1400	994.98	307.37		
*STIFEL FINL CORP COM	SF	15.0000	84.1500	1,262.25	169.95	25.20	1.99%
*STRYKER CORP COMMON	SYK	6.0000	340.2500	2,041.50	180.26	19.20	0.94%
*T-MOBILE US INC COM	TMUS	16.0000	176.1800	2,818.88	555.14	41.60	1.47%
*TAIWAN SEMICONDUCTOR MFG CO SPONSORED	TSM	5.0000	173.8100	869.05	46.28	8.70	1.00%
*TARGET CORP COM	TGT	6.0000	148.0400	888.24	27.24	26.88	3.02%
*TESLA INC COM	TSLA	2.0000	197.8800	395.76	-70.64		
*TEXAS INSTRS INC COM	TXN	2.0000	194.5300	389.06	55.44	10.40	2.67%
*THERMO FISHER SCIENTIFIC INC COM	TMO	3.0000	553.0000	1,659.00	46.08	4.68	0.28%
*TIDEWATER INC NEW COM	TDW	7.0000	95.2100	666.47	25.32		
*TOYOTA MTR CO SPON ADR	TM	5.0000	204.9700	1,024.85	-119.65	21.63	2.11%
*TRAVELERS COS INC COM	TRV	6.0000	203.3400	1,220.04	68.89	25.20	2.06%
*UBER TECHNOLOGIES INC COM	UBER	30.0000	72.6800	2,180.40	334.25		
*UNION PAC CORP COM	UNP	7.0000	226.2600	1,583.82	-81.69	36.40	2.29%
*UNITED PARCEL SVC INC CL B	UPS	4.0000	136.8500	547.40	-92.04	26.08	4.76%
*UNITEDHEALTH GROUP INC COM	UNH	7.0000	509.2600	3,564.82	6.25	58.80	1.64%
*VERTIV HLDGS CO CL A	VRT	28.0000	86.5700	2,423.96	1,056.02	0.70	0.02%
*Viking Therapeutics Inc Com	VKTX	9.0000	53.0100	477.09	-169.99		
*VISA INC COM CL A	V	17.0000	262.4700	4,461.99	-19.89	35.36	0.79%
*VULCAN MATERIALS CO COM	VMC	6.0000	248.6800	1,492.08	145.74	11.04	0.73%
*WASTE MGMT INC DEL COM	WM	4.0000	213.3400	853.36	140.00	12.00	1.40%
*WEATHERFORD INTL PLC ORD SHS NEW	WFRD	4.0000	122.4500	489.80	-2.56		
*WELLS FARGO & CO NEW COM	WFC	12.0000	59.3900	712.68	126.06	16.80	2.35%
*WESTERN DIGITAL CORP COM	WDC	15.0000	75.7700	1,136.55	88.56		

June 1, 2024 - June 30, 2024
IRA FBO DARCY KRUPITSKY

Portfolio Holdings (continued)

EQUITIES (continued)	Security Identifier	Quantity	Market Price	Market Value	Unrealized Gain/Loss	Estimated Annual Income	Estimated Yield
----------------------	---------------------	----------	--------------	--------------	----------------------	-------------------------	-----------------

Common Stocks (continued)

*WILLIAMS COS INC COM	WMB	43.0000	42.5000	1,827.50	314.39	81.70	4.47%
*WINGSTOP INC COM	WING	3.0000	422.6600	1,267.98	501.57	2.64	0.20%
*WORKDAY INC CL A	WDAY	3.0000	223.5600	670.68	-155.56		
*ZOETIS INC COM	ZTS	5.0000	173.3600	866.80	-91.09	8.64	0.99%

Total Common Stocks

\$247,777.42 \$36,309.30 \$2,640.49

Real Estate Investment Trusts

*AMERICAN TOWER CORP NEW COM	AMT	8.0000	194.3800	1,555.04	-111.49	52.48	3.37%
*AVALONBAY CMNTYS INC COM	AVB	5.0000	206.8900	1,034.45	113.12	34.00	3.28%
*EQUINIX INC COM PAR \$0.001	EQIX	1.0000	756.6000	756.60	-47.95	17.04	2.25%
*GAMING & LEISURE PPTYS INC COM	GLPI	13.0000	45.2100	587.73	-29.18	39.52	6.72%
*IRON MTN INC NEW COM	IRM	7.0000	89.6200	627.34	82.65	18.20	2.90%
*PUBLIC STORAGE COM	PSA	2.0000	287.6500	575.30	-17.06	24.00	4.17%
*RYMAN HOSPITALITY PPTYS INC COM	RHP	6.0000	99.8600	599.16	-72.96	25.80	4.30%

Total Real Estate Investment Trusts

\$5,735.62 -\$82.87 \$211.04

TOTAL EQUITIES

\$253,513.04 \$36,226.43 \$2,851.53

EXCHANGE-TRADED PRODUCTS 24.00% of Portfolio

Security Identifier	Quantity	Market Price	Market Value	Unrealized Gain/Loss	Estimated Annual Income	Estimated Yield
*INVESTCO ACTIVELY MANAGED	GTO	36.0000	46.3600	1,668.96	-20.22	73.76 4.41%
*INVESTCO EXCHANGE-TRADED FD	SPHQ	78.0000	63.5400	4,956.12	726.78	60.02 1.21%
*INVESTCO EXCHANGE-TRADED FD	RPV	53.0000	83.4200	4,421.26	71.50	100.80 2.27%
*INVESTCO EXCHANGE-TRADED FD	PRZ	24.0000	38.1400	915.36	45.65	12.14 1.32%
*INVESTCO EXCHANGE-TRADED FD	GOVI	86.0000	27.5900	2,372.74	-71.34	73.36 3.09%
*INVESTCO EXCHANGE-TRADED FD	XMLV	18.0000	55.2300	994.14	43.29	21.51 2.16%
*INVESTCO EXCHANGE-TRADED FD	IDLV	29.0000	27.2905	791.42	-22.26	27.97 3.53%
*INVESTCO EXCHANGE-TRADED FD	EELV	35.0000	23.5700	824.95	-2.62	37.25 4.51%
*INVESTCO EXCHANGE-TRADED FD	SPLV	51.0000	64.9500	3,312.45	92.42	77.03 2.32%
*INVESTCO EXCHANGE-TRADED FD	PHB	125.0000	17.9700	2,246.25	-19.13	120.60 5.36%

SECTION 5- OFFICE OR DIRECTORSHIP

List every office or directorship held by you or your spouse in any business, corporation, firm, or enterprise subject to jurisdiction of a regulatory agency of this State, or of any of its political subdivisions.

a) Krupitsky & Associates, LLC

(name of business, corporation, firm, or enterprise)

11 Combonne Court, Little Rock, AR 72211 (filing address on file)

(address)

Owner

(office or directorship held)

Eugene Krupitsky

(name of office holder)

b) _____

(name of business, corporation, firm, or enterprise)

(address)

(office or directorship held)

(name of office holder)

SECTION 6- CREDITORS

List each creditor to whom the value of five thousand dollars (\$5,000) or more was personally owed or personally obligated and is still outstanding. (This does not include debts owed to members of your family or loans made in the ordinary course of business by either a financial institution or a person who regularly and customarily extends credit.)

a) First Horizon Mortgage

(name of creditor)

1 Corporate Drive, Suite 360, Lake Zurich, IL 60047-8945

(address of creditor)

b) WSFS Bank

(name of creditor)

838 N MARKET POB 1889 WILMINGTON, DE 19899

(address of creditor)

c) Bank of America

(name of creditor)

P.O. Box 45224 Jacksonville FL 32232-5224

(address of creditor)

SECTION 7- PAST-DUE AMOUNTS OWED TO GOVERNMENT

List the name and address of each governmental body to which you are legally obligated to pay a past-due amount and a description of the nature of the amount of the obligation.

a) N/A

(name of governmental body)

(address of governmental body)

(amount owed)

(nature of the obligation)

b) _____

(name of governmental body)

(address of governmental body)

(amount owed)

(nature of the obligation)

SECTION 6 – CREDITORS CONTINUED:

4) JPMCB

PO BOX 15369
WILMINGTON, DE 19850

5) CITI CARDS CBNA

PO BOX 6217
SIOUX FALLS, SD 57117 USA

SECTION 8- GUARANTOR OR CO-MAKER

List each guarantor or co-maker who has guaranteed a debt of yours that is still outstanding. (This includes debt guarantors arising or extended and refinanced after Jan. 1, 1989. Members of your family who are your guarantors are not required to be disclosed.)

a) N/A

(name)

(address)
b) _____
(name)

(address)

SECTION 9- GIFTS

List the source, date, description, and a reasonable estimate of the fair market value of each gift of more than \$100 received by you or your spouse and of each gift of more than \$250 received by your dependent children. The term "gift" is defined as "any payment, entertainment, advance, services, or anything of value unless consideration of equal or greater value has been given therefor." There are a number of exceptions to the definition of "gift." Those exceptions are set forth in the Instructions for Statement of Financial Interest prepared for use with this form. (Note: The value of an item shall be considered to be less than \$100 if the public servant reimburses the person from whom the item was received any amount over \$100 and the reimbursement occurs within ten (10) days from the date the item was received.)

a) N/A

(description of gift)

(date) (fair market value)

(source of gift)
b) _____
(description of gift)

(date) (fair market value)

(source of gift)
c) _____
(description of gift)

(date) (fair market value)

(source of gift)
d) _____
(description of gift)

(date) (fair market value)

(source of gift)
e) _____
(description of gift)

(date) (fair market value)

(source of gift)

SECTION 10- AWARDS

If you are an employee of a public school district, the Arkansas School for the Blind, the Arkansas School for the Deaf, the Arkansas School for Mathematics, Sciences, and the Arts, a university, a college, a technical college, a technical institute, a comprehensive life-long learning center, or a community college, the law requires you to disclose each monetary or other award over one hundred dollars (\$100) which you have received in recognition of your contributions to education. The information disclosed with respect to each such award should include the source, date, description, and a reasonable estimate of the fair market value.

a) N/A

(description of award)

(date)

(fair market value)

(source of award)

b) _____

(description of award)

(date)

(fair market value)

(source of award)

c) _____

(description of award)

(date)

(fair market value)

(source of award)

d) _____

(description of award)

(date)

(fair market value)

(source of award)

SECTION 11- NONGOVERNMENTAL SOURCES OF PAYMENT

List each nongovernmental source of payment of your expenses for food, lodging, or travel which bears a relationship to your office when you appear in your official capacity when the expenses incurred exceed \$150.

a) N/A

(name of person or organization paying expense)

(business address)

(date of expense)

\$

(amount of expense)

(nature of expenditure)

b) _____

(name of person or organization paying expense)

(business address)

(date of expense)

\$

(amount of expense)

(nature of expenditure)

SECTION 12- DIRECT REGULATION OF BUSINESS

List any business which employs you and is under direct regulation or subject to direct control by the governmental body which you serve.

a) **N/A**

(name of business)

(governmental body which regulates or controls)

b)

(name of business)

(governmental body which regulates or controls)

c)

(name of business)

(governmental body which regulates or controls)

d)

(name of business)

(governmental body which regulates or controls)

SECTION 13- SALES TO GOVERNMENTAL BODY

List the goods or services sold to the governmental body for which you serve which have a total annual value in excess of \$1,000. List the compensation paid for each category of goods or services sold by you or any business in which you or your spouse is an officer, director, or stockholder owning more than 10% of the stock of the company.

a) **N/A**

(goods or services)

(governmental body to whom sold)

(compensation paid)

b)

(goods or services)

(governmental body to whom sold)

(compensation paid)

c)

(goods or services)

(governmental body to whom sold)

(compensation paid)

d)


(goods or services)

(governmental body to whom sold)

(compensation paid)

SECTION 14- SIGNATURE


I certify under penalty of false swearing that the above information is true and correct.



Signature

STATE OF ARKANSAS

COUNTY OF Pulaski } ss

Subscribed and sworn before me this 29th day of July, 20 24.




Notary Public

My commission expires: 02/08/2033

Note: If faxed, notary seal must be legible (i.e., either stamped or raised and inked) and the original must follow within ten (10) days pursuant to Ark. Code Ann. § 21-8-703(b)(3).

IMPORTANT

Where to file:

State or district candidates/public servants file with the Secretary of State.
Appointees to state boards/commissions file with the Secretary of State.
County, township, and school district candidates/public servants file with the county clerk.
Municipal candidates/public servants file with the city clerk or recorder, as the case may be.
City attorneys file with the city clerk of the municipality in which they serve.
District judges file with the Secretary of State.
Members of regional boards or commissions file with the county clerk of the county in which they reside.

General Information:

- * The Statement of Financial Interest should be filed by January 31 of each year.
- * The filing covers the previous calendar year.
- * Candidates for elective office shall file the Statement of Financial Interest for the previous calendar year on the first Monday following the close of the period to file as a candidate for elective office unless already filed by January 31. In addition, if the party filing period ends before January 1 of the year of the general election, candidates for elective office shall file a Statement of Financial Interest for the previous calendar year by no later than January 31 of the year of the general election.
- * Agency heads, department directors, and division directors of state government shall file the Statement of Financial Interest within thirty (30) days of appointment or employment unless already filed by January 31.
- * Appointees to state boards or commissions shall file the Statement of Financial Interest within thirty (30) days after appointment unless already filed by January 31.
- * If a person is included in any category listed above for any part of a calendar year, that person shall file a Statement of Financial Interest covering that period of time regardless of whether they have left their office or position as of the date the statement is due.